

# HDI™ Air Pak™ Series

Issued March 2025 • Index No. HD/1.0

Hydraulically-Driven Multiprocess Welder/  
Air Compressor/Generator/  
Battery Charger/Crank Assist



## Quick Specs

### Processes

DC stick (SMAW)  
MIG (GMAW)\*  
Aluminum MIG (GMAW)\*  
Flux-cored (FCAW)\*  
DC TIG (GTAW)  
Air carbon arc (CAC-A)

**HDI 265 Air Pak** 3/16-inch carbons

**HDI 325 Air Pak** 3/16-inch carbons (rated)  
1/4-inch carbons (capable)

\*With wire feeder.

### Hydraulic Requirements

**Air Compressor (100% duty cycle)**

**Battery Charge/Crank Assist (12/24 V)**

**Generator Power (Continuous)**

**Output Range (DC stick/TIG)**  
(MIG/flux-cored)

### HDI 265 Air Pak

11 gpm  
40 cfm at 100 psi,  
max. 40 cfm  
150 A charge  
300 A crank assist  
7,000 watts  
30–265 A  
14–30 V

### HDI 325 Air Pak

16 gpm  
58 cfm at 100 psi,  
max. 60 cfm  
150 A charge  
300 A crank assist  
7,000 watts  
30–325 A  
15–40 V

Powerful hydraulically driven all-in-one unit designed for the rugged work truck industry with air compressor, battery charge/crank assist, auxiliary power, and multiprocess welding. The HDI Air Pak is designed with industry-leading technologies to provide the support and reliability you need on the job, while reducing payload for increased capabilities.

**NEW!**



HDI 265 Air Pak and  
HDI 325 Air Pak (shown)  
models available.



User interface panel



Battery charge/crank assist panel



Weld output panel



Auxiliary power remote panel  
*Installation option on both models*



Welder/generator/air compressor/hydraulic motor/battery charger  
is warrantied for three years, parts and labor.



**Miller Electric Mfg. LLC**  
An ITW Welding Company  
1635 West Spencer Street  
P.O. Box 1079  
Appleton, WI 54912-1079 USA

**Equipment Sales US and Canada**  
Phone: 866-931-9730  
International Phone: 920-735-4554

**MillerWelds.com**  
f x y o i n



## HDI™ Air Pak™ Series Benefits



### HDI Air Pak Series configuration:

- Rotary screw air compressor
- Battery charge/crank assist
- Generator power
- Integrated multiprocess welding with Auto-Set™ technology
- Integrated compressor heater
- Hydraulic cooling only mode

Comes standard with user interface panel, battery charge/crank assist panel, and weld output panel.



#### Smaller and lighter

Maximize truck space and increase payload by reducing equipment footprint by up to 54 percent and weight by up to 400 pounds compared to using an engine-driven welder and separate compressor.



#### Simple set up

Save time with a single, easy-to-use interface that shows key performance indicators for all systems and allows operators to easily change settings and parameters.



#### Quieter operation

Reduced sound levels lower noise on the jobsite and operator fatigue.



#### Proactive maintenance

Alerts help plan necessary service time.



#### Industry-leading weld quality

Best-in-class welding performance, reliability and support. Technicians are prepared for any welding job they encounter in the field. Auto-Set™ technology makes welding straight forward and accurate for technicians of all skill levels.



#### Simplified maintenance

Routine service is quick and easy with push-to-open latches providing access to maintenance points inside of the HDI Air Pak without the need for tools.



#### Modular remote panels

Remote panels and outputs for battery charge, welding, and auxiliary power can be installed at the point-of-use for convenience. Eliminate the need to climb onto the truck — reducing risk of slip, trip, or fall injuries.



#### Two-speed load sensing

Auto-Speed™ technology automatically varies motor speed to match compressed air, battery charge and weld demands — reducing noise for a safer, more efficient job site.



#### CAN bus connectivity

Connect your HDI Air Pak to a telematics system to track service intervals, schedule maintenance proactively, and improve diagnostics.

## HDI™ Air Pak™ Series Features



### Air compressor

Rotary-screw compressor with 40 cfm (265 model) or 60 cfm (325 model) can power virtually any air tool, including most one-inch impact wrenches. The rotary-screw compressor reliably provides air on demand. Compressor oil heater included.



### Integrated multiprocess welding

The HDI Air Pak provides multiprocess weld capabilities with 265 amps (265 model) or 325 amps (325 model) of output (100 percent duty cycle), so technicians are prepared for each welding job they encounter in the field.



### Battery charge/crank assist

Up to 150 amps of DC current is produced to quickly charge 12- and 24-volt batteries. Also provides jobsite equipment with weak batteries up to 300 amps of crank assist.



### Auto-Set™ technology

Auto-Set offers predefined weld settings to increase ease of use and ensure that the job is done right for operators of all skill levels.



### Direct spool gun connection

Make it easy to weld aluminum. Expand the types of jobs you can take on. Adapters are no longer required with the integrated 10-pin connection. Optimized for Spoolmate™ and Spoolmatic® spool guns.



### 14-pin remote receptacle

Receptacle allows connection of legacy wire feeders and accessories (HDI 325 Air Pak model only).



### Generator power

7,000-watt generator can handle most jobsite electrical needs — electrical tools, lights, and more.

The optional auxiliary power panel provides two 120-volt GFCI-protected duplex receptacles and one 120/240-volt receptacle with 60 Hz current.



### Hydraulic cooling only mode

When output capabilities are not needed, disable the drive motor of the HDI Air Pak to keep the cooling system operating and cool hydraulic fluid when only other auxiliary hydraulic equipment is needed.

## Function and Benefit Guide



User interface panel



Battery charge/crank assist panel



Weld output panel



Auxiliary power remote panel

*Installation option on both models*

1. **LCD screen/visual dashboard** shows key performance indicators of all system functions and lets operator change settings and configurations easily and quickly.
2. **Welding menu button** enables weld mode. Once in weld mode, select weld process and weld settings.
3. **Battery charge button.** Once in battery charge mode, select either 12V or 24V charge or crank assist.
4. **USB port** allows software updates from a USB drive. A summary file of recorded data from the unit will be saved to a USB drive that is inserted.
5. **Air compressor button** turns the air compressor on/off.

6. **Menu button** provides access to settings, functions, maintenance, and system information menus.
7. **Auto-Set™ control button** activates feature in weld mode.
8. **On/off button** powers unit on and off.
9. **Pushbutton main control knob** to easily navigate settings, change selections, and adjust parameters.
10. **Battery charge/crank assist receptacle** for Anderson-style connection to battery charge/crank assist (12 or 24 volt).
11. **Weld output receptacles (Tweco®-style).**
12. **120 V receptacles w/circuit breakers and 120/240 V, 50 A receptacle (installation option on both models)**  
*Note: For matching 50 A plug, order 119172.*

## Hydraulic Specifications

| Model             | Hydraulic Drive | Required Working Pressure | Motor Size | High Speed | Low Speed | Required Minimum Hydraulic Flow |
|-------------------|-----------------|---------------------------|------------|------------|-----------|---------------------------------|
| HDI™ 265 Air Pak™ | Gear motor      | 3,000 psi, 250 bar        | 14 cc      | 2,800 rpm  | 1,850 rpm | 11 gpm                          |
| HDI™ 325 Air Pak™ |                 |                           | 19 cc      |            |           | 16 gpm                          |

## Air Compressor Specifications

| Model             | Air Compressor Brand and Warranty                    | Features                                                                     | Free Air Delivery*    | Working Pressure | Duty Cycle | Oil Capacity  | Automatic Compressor Shutdowns            |
|-------------------|------------------------------------------------------|------------------------------------------------------------------------------|-----------------------|------------------|------------|---------------|-------------------------------------------|
| HDI™ 265 Air Pak™ | Rotorcomp, covered under the Miller® 3-year warranty | Rotary screw with electric clutch for on/off, oil change intervals 500 hours | 40 cfm (1.13 m³/min.) | 90–175 psig      | 100%       | 3 qt. (2.8 L) | High pressure (200 psi), high temperature |
| HDI™ 325 Air Pak™ |                                                      |                                                                              | 60 cfm (1.70 m³/min.) | 90–175 psig      |            |               |                                           |

\*Rated outputs at generator speed 3,600 rpm / hydraulic motor 2,800 rpm.

## Battery and Weld Specifications

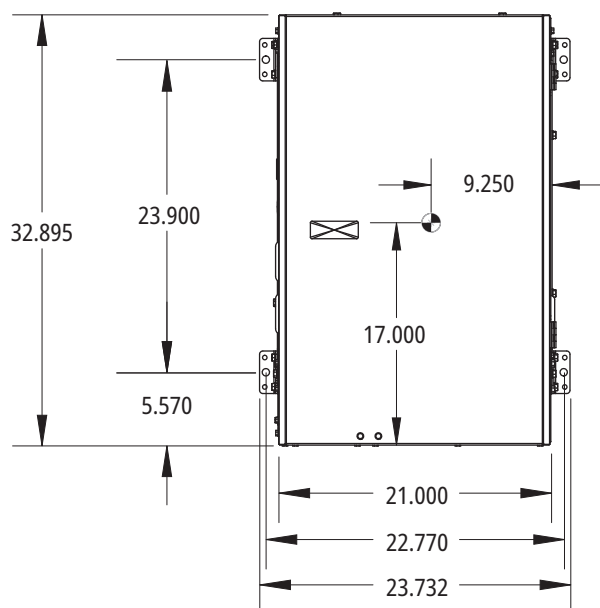
| Model             | Process                     | Output Ranges | Rated Output at 104°F (40°C)*      | Single-Phase Generator Power                 | Sound Levels at 7 m (23 ft.)    | Dimensions                                                                                                                                                                              | Net Weight**     |  |  |
|-------------------|-----------------------------|---------------|------------------------------------|----------------------------------------------|---------------------------------|-----------------------------------------------------------------------------------------------------------------------------------------------------------------------------------------|------------------|--|--|
| HDI™ 265 Air Pak™ | Battery charge/crank assist | 12/24 V       | Charge: 150 A, Crank assist: 300 A | Continuous: 7,000 watts<br>Peak: 7,500 watts | 62 dB (no load)<br>74 dB (load) | <b>Machine</b><br>H: 26.6 in. (676 mm)<br>W: 21 in. (533 mm)<br>D: 32.9 in. (836 mm)<br><b>Main Control Panel</b><br>H: 9.61 in. (244 mm)<br>W: 10.3 in. (261 mm)<br>D: 2.7 in. (69 mm) | 465 lb. (211 kg) |  |  |
|                   | DC stick                    | 30–265 A      | 265 A at 30 V, 100% duty cycle     |                                              |                                 |                                                                                                                                                                                         |                  |  |  |
|                   | DC TIG                      | 30–265 A      |                                    |                                              |                                 |                                                                                                                                                                                         |                  |  |  |
|                   | MIG/FCAW                    | 14–30 V       |                                    |                                              |                                 |                                                                                                                                                                                         |                  |  |  |
| HDI™ 325 Air Pak™ | Battery charge/crank assist | 12/24 V       | Charge: 150 A, Crank assist: 300 A | Continuous: 7,000 watts<br>Peak: 7,500 watts | 62 dB (no load)<br>74 dB (load) |                                                                                                                                                                                         |                  |  |  |
|                   | DC stick                    | 30–325 A      | 325 A at 30 V, 100% duty cycle     |                                              |                                 |                                                                                                                                                                                         |                  |  |  |
|                   | DC TIG                      | 30–325 A      |                                    |                                              |                                 |                                                                                                                                                                                         |                  |  |  |
|                   | MIG/FCAW                    | 15–40 V       |                                    |                                              |                                 |                                                                                                                                                                                         |                  |  |  |

\*Rated at sea level with rated outputs at generator speed 3,600 rpm / hydraulic motor 2,800 rpm.

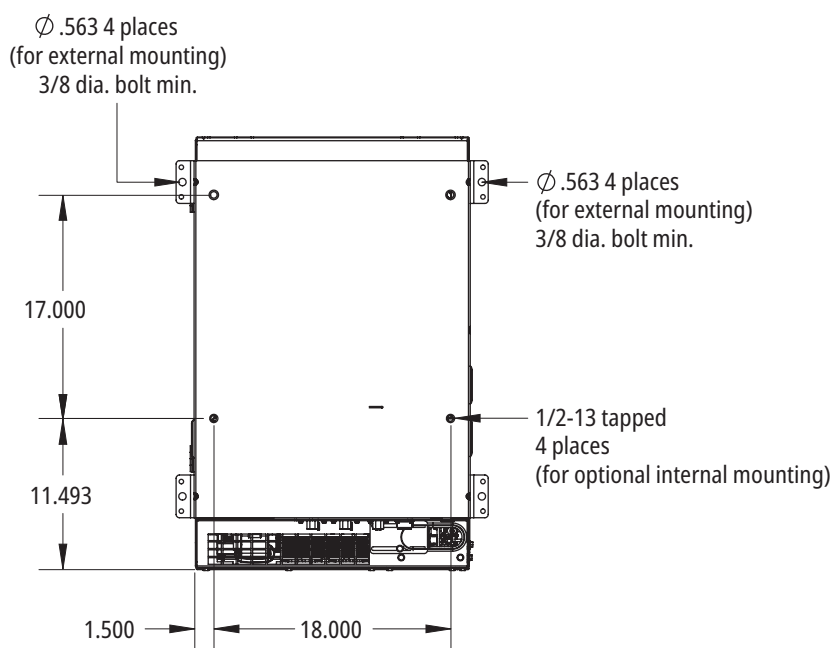
\*\*Net weight without oil, but with included user interface, weld output, and battery charge/crank assist panels.

# Mounting Specifications (See owner's manual for complete installation requirements.)

*Note: All measurements are in inches.*

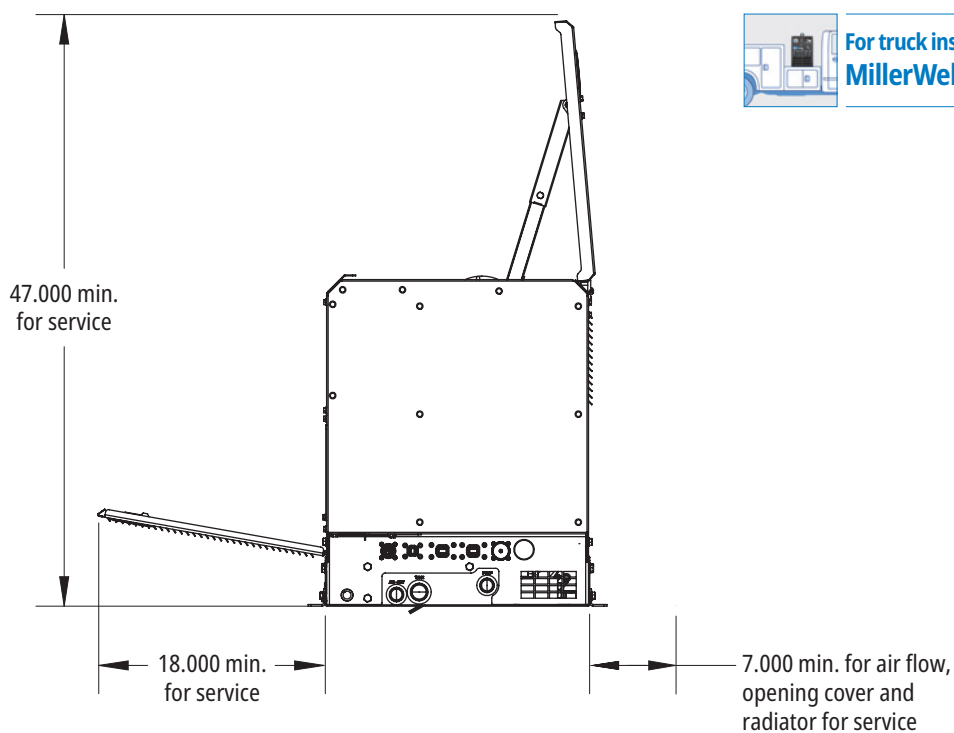


For truck installation information, visit  
[MillerWelds.com/WTdrawings](http://MillerWelds.com/WTdrawings)

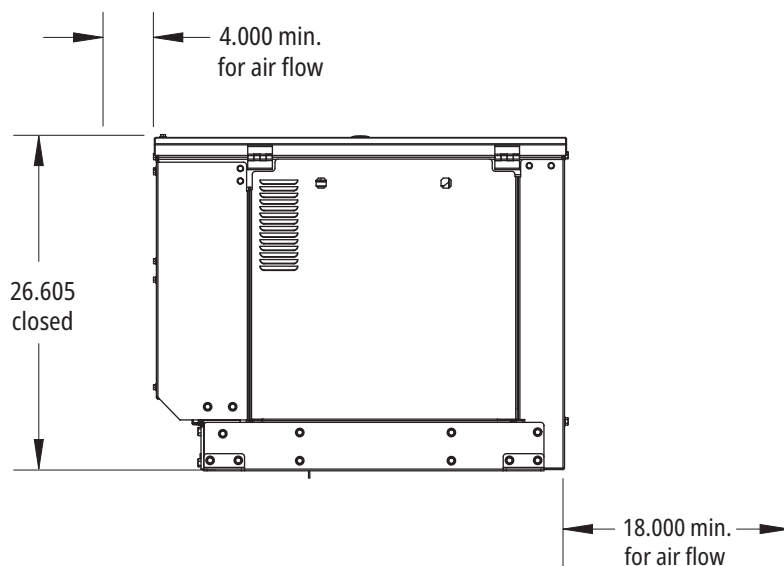


## Mounting Specifications (See owner's manual for complete installation requirements.)

*Note: All measurements are in inches.*



For truck installation information, visit [MillerWelds.com/WTdrawings](http://MillerWelds.com/WTdrawings)





## Maintenance Kit



**Air Compressor Service Kit 279123**  
Includes compressor oil filter, inlet air filter, oil/air separator and compressor oil.

## Accessory Kit Package



**Ready To Work Accessory Kit 951858**  
Includes auxiliary power remote panel, battery charge/jump cables, and 50 ft. (15.2 m) weld cables with electrode holder and work clamp.

## Hydraulic Accessories



**Hydraulic Tank Reservoir Kit 301612**  
20 gal. (76 L)

## Crane/Communication Adapters

**300832** Six Wire Crane  
**301857** Stellar CDT  
**301858** IMT  
**301859** Auto Crane

## Air Compressor Accessories



**Air Dryer Kit 301488**  
Cools and removes moisture from the air supply.

*Note: Not recommended for use below 32°F (0°C). Water condensate in the cooler or separator can freeze causing reduced or blocked airflow.*



**Desiccant Air Dryer System 195117**  
A regenerating inline air dryer system that eliminates moisture in the air stream to prevent air tool freeze-ups in cold climates. Internal thermostat and heating elements ensure good air quality in all climates. Side mounted system.

## Battery Charge/Crank Assist Accessories



**Battery Charge/Jump Cables with Plug 300422** 25 ft. (7.6 m)

## Generator Power Accessories



**Auxiliary Power Remote Panel 301562**  
Includes two 120 V receptacles with circuit breakers and one 120/240 V, 50 A receptacle. **Cabling NOT included.**



**Full KVA Plug Kit 119172**  
120/240 V, 50 A plug (NEMA 14-50P) to fit full KVA receptacle.

**GFCI Receptacle 282067**  
15/20 A receptacle with mounting tabs.



Female Receptacle



**Full KVA Adapter Cord 300517**  
NEMA 14-50P to NEMA 6-50R. Adapts engine drive 120/240 V plug to common Millermatic® and Spectrum® 240 V plug.

## Weld Accessories

**2/0 Weld Cable Sets 301566**  
350 amps, 100 percent duty cycle. 50-foot (15.2 m) cables with Tweco®-style male connectors and either an electrode holder or work clamp.



**2/0 Weld Cables**  
**195457** Cable with electrode holder  
**195458** Cable with work clamp  
400 amps, 100 percent duty cycle. 10-foot (3 m) cable with Tweco®-style male connector and either an electrode holder or work clamp. Each includes a stud/Tweco® adapter.



**2/0 Weld Cable Extension 195456**  
50-foot (15 m) cable extends weld cables 195457 and 195458. Two needed for a complete set.



**No. 2 Weld Cable Sets 195196**  
200 amps, 100 percent duty cycle. 15-foot (4.6 m) cables with either an electrode holder or work clamp.



**Tweco®-Style Connector 191981**  
Male Tweco-style plug.



## Genuine Miller® Accessories

### Weld Accessories (continued)



**ArcReach® SuitCase® 8**  
**951726001** With Bernard® BTB Gun 300 A  
**951727** With Bernard® S-Gun™  
**951728** With Bernard® Dura-Flux™ gun  
**ArcReach® SuitCase® 12**  
**951729001** With Bernard® BTB Gun 300 A  
**951730** With Bernard® S-Gun™  
**951731** With Bernard® Dura-Flux™ gun  
 Portable feeder designed to run off of arc voltage.  
 See literature M/6.55.



**Spoolmatic® 30A Spool Gun 130831**  
 Rated at 200 amps, 100 percent duty cycle with 30-foot (9 m) cable.



**Spoolmate™ 200 Spool Gun 300497**  
 Rated at 160 amps, 60 percent duty cycle with 20-foot (6 m) cable.

**Extension Hose and Cable Kit 132228**  
 25 ft. (7.6 m). For Spoolmatic 30A and Spoolmate 200 spool guns.

**Flow Gauge Regulator 31-50-580**  
 0–50 scfh, argon/CO<sub>2</sub>

### Plug-In Welders



**Multimatic® 215 with TIG Contractor Kit 951674**  
 Portable, all-in-one multiprocess welder features excellent arc characteristics. Connects to 120- or 240-volt power. See literature DC/12.59.

### Plasma Cutters



**Spectrum® 375 X-TREME™ 907529**  
 Comes complete with protective X-CASE™ (not shown). See literature PC/9.2.



**Spectrum® 625 X-TREME™ 907579**  
 Comes complete with protective X-CASE™ (not shown). See literature PC/9.6.

### Additional Accessories for HDI™ 325 Air Pak™ Model Only



**SuitCase® 12RC Wire Feeder 951580001**  
 Lightweight and flexible enough to run wires up to .062-inch diameter. Includes remote voltage control, drive roll kit and Bernard® BTB Gun 300 A. See literature M/6.5.



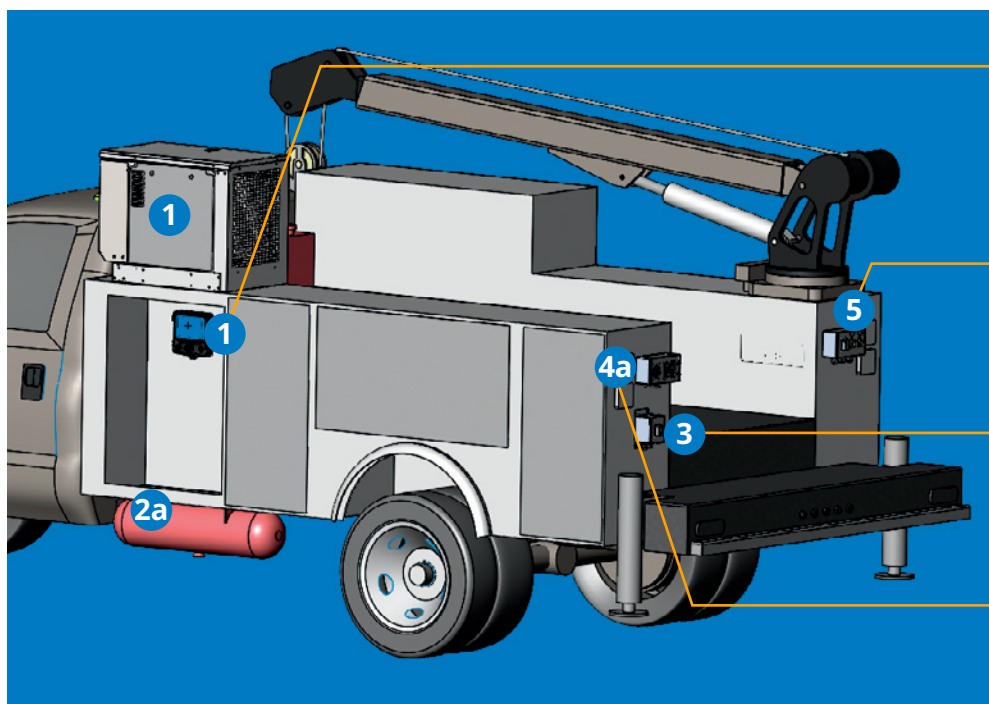
**Wireless Remote Hand Control 301582**  
 For remote current, voltage and contactor control. Receiver plugs directly into the 14-pin receptacle of Miller machine. Up to 300-foot (91.4 m) operating range.



**RHC-14 Hand Control 242211020**  
 Miniature hand control for remote current and contactor control. Dimensions: 4 x 4 x 3.25 inches (102 x 102 x 82 mm). Includes 20-foot (6 m) cord and 14-pin plug.

**Extension Cables for 14-Pin Feeders and Controls**  
**242208025** 25 ft. (7.6 m)  
**242208050** 50 ft. (15.2 m)  
**242208080** 80 ft. (24.4 m)

# HDI™ Air Pak™ Models, Kits and Accessories Selection



**User interface panel**  
**Included** on all models. Includes 30 feet (9 m) of cabling and 3 foot (0.9 m) pigtail on the interface panel.



**Weld output panel**  
**Included** on all models. Cabling is provided by integrator.



**Battery charge/crank assist panel**  
**Included** on all models. Cabling is provided by integrator.



**Auxiliary power remote panel**  
**Optional** on all models. Cabling is provided by integrator.

## 1 HDI Air Pak Models and Kits

### a CHOOSE an HDI Air Pak model

**Included** on both models are user interface panel with 30 ft. (9 m) cable, weld output panel, battery charge/crank assist panel, compressor oil heater, and hydraulic cooling only mode.

- b Air compressor service kit
- c Ready to work accessory kit
- d Hydraulic tank reservoir kit (see page 8)
- e Crane / communication adapters (see page 8 for options)

## HDI Air Pak Series Accessories (sold separately)

### 2 Air Compressor

- a **REQUIRES 10-gallon minimum (20-gallon recommended) air reservoir for installation — NOT provided by Miller**
- b Air dryer kits

### 3 Battery Charge/Crank Assist

- a Battery charge / jump assist cables

### 4 Generator Power

- a Auxiliary power remote panel
- b Adapter cords and plugs

### 5 Weld

- a Weld cables and connectors (see page 8 for options)
- b Wire feeders (see page 8 for options)
- c Spool guns / spool gun accessories (see page 8 for options)

# Ordering Information

| Equipment and Options                                                                                                | Stock No. | Description                                                                                                                                                    | Qty. | Price |
|----------------------------------------------------------------------------------------------------------------------|-----------|----------------------------------------------------------------------------------------------------------------------------------------------------------------|------|-------|
| <b>1a</b> HDI™ 265 Air Pak™                                                                                          | 907868    | Welder, air compressor, generator power, battery charge/crank assist, compressor oil heater, and hydraulic cooling only mode                                   |      |       |
| HDI™ 325 Air Pak™                                                                                                    | 907869    | Welder, air compressor, generator power, battery charge/crank assist, compressor oil heater, and hydraulic cooling only mode                                   |      |       |
| <b>Maintenance Kits</b>                                                                                              |           |                                                                                                                                                                |      |       |
| <b>1b</b> Air Compressor Service Kit                                                                                 | 279123    | Includes compressor oil filter, inlet air filter, oil/air separator and compressor oil                                                                         |      |       |
| <b>Accessory Kit Package</b>                                                                                         |           |                                                                                                                                                                |      |       |
| <b>1c</b> Ready To Work Accessory Kit                                                                                | 951858    | Includes auxiliary power remote panel (cabling not included), battery charge/jump cables, and 50 ft. (15.2 m) weld cables with electrode holder and work clamp |      |       |
| <b>Hydraulic Accessories</b>                                                                                         |           |                                                                                                                                                                |      |       |
| <b>1d</b> Hydraulic Tank Reservoir Kit                                                                               | 301612    | 20 gal. (76 L)                                                                                                                                                 |      |       |
| <b>1e</b> Crane/Communication Adapters                                                                               |           | See page 8                                                                                                                                                     |      |       |
| <b>Air Compressor Accessories</b>                                                                                    |           |                                                                                                                                                                |      |       |
| <b>2a</b> REQUIRES 10-gallon (20-gallon recommended) minimum air reservoir for installation — NOT provided by Miller |           |                                                                                                                                                                |      |       |
| <b>2b</b> Air Dryer Kit                                                                                              | 301488    | Cools and removes moisture from the air supply                                                                                                                 |      |       |
| Desiccant Air Dryer System                                                                                           | 195117    | Regenerating inline air dryer system that eliminates moisture in the air stream                                                                                |      |       |
| <b>Battery Charge/Crank Assist Accessories</b>                                                                       |           |                                                                                                                                                                |      |       |
| <b>3a</b> Battery Charge/Jump Cables with Plug                                                                       | 300422    | 25 ft. (7.6 m)                                                                                                                                                 |      |       |
| <b>Generator Power Accessories</b>                                                                                   |           |                                                                                                                                                                |      |       |
| <b>4a</b> Auxiliary Power Remote Panel                                                                               | 301562    | Includes and two 120 V receptacles w/circuit breakers and one 120/240 V, 50 A receptacle (no EnVerter receptacles) — cabling NOT included                      |      |       |
| <b>4b</b> Full KVA Plug Kit                                                                                          | 119172    | 120/240 V, 50 A plug (NEMA 14-50P) to fit full KVA receptacle                                                                                                  |      |       |
| GFCI Receptacle                                                                                                      | 282067    | 15/20 A receptacle with mounting tabs                                                                                                                          |      |       |
| Full KVA Adapter Cord                                                                                                | 300517    | NEMA 14-50P to NEMA 6-50R. Adapts engine drive 120/240 V plug to common Millermatic® and Spectrum® 240 V plug                                                  |      |       |
| <b>Weld Accessories</b>                                                                                              |           |                                                                                                                                                                |      |       |
| <b>5a</b> Weld Cables and Connectors                                                                                 |           | See page 8                                                                                                                                                     |      |       |
| <b>5b</b> Wire Feeders                                                                                               |           | See page 9                                                                                                                                                     |      |       |
| <b>5c</b> Spool Guns/Spool Gun Accessories                                                                           |           | See page 9                                                                                                                                                     |      |       |
| <b>Plug-In Welders</b>                                                                                               |           |                                                                                                                                                                |      |       |
|                                                                                                                      |           | See page 9 (requires auxiliary power remote panel on page 9)                                                                                                   |      |       |
| <b>Plasma Cutters</b>                                                                                                |           |                                                                                                                                                                |      |       |
|                                                                                                                      |           | See page 9 (requires auxiliary power remote panel on page 9)                                                                                                   |      |       |
| <b>Additional Accessories for HDI 325 Air Pak Model Only</b>                                                         |           |                                                                                                                                                                |      |       |
| SuitCase® 12RC Wire Feeder                                                                                           | 951580001 |                                                                                                                                                                |      |       |
| Wireless Remote Hand Control                                                                                         | 301582    |                                                                                                                                                                |      |       |
| RHC-14 Hand Control                                                                                                  | 242211020 |                                                                                                                                                                |      |       |
| Extension Cables for 14-Pin Feeders and Controls                                                                     |           | See page 9                                                                                                                                                     |      |       |

Date:

Total Quoted Price:

---

Distributed by:



[info@hibuilds.com](mailto:info@hibuilds.com)  
(385) 257-7950

